


Architecting AI-Native Workflow Automation

Developer-first orchestration. Code-level control. Unrestricted scaling.



`npx n8n`

Visual Speed Meets Code-Level Flexibility

The Old Way



- Black-box ecosystems
- Surface-level control
- Vendor lock-in
- Restricted data flows

The n8n Paradigm



- Fair-code licensed and open-source foundation (34,000+ GitHub stars)
- Native JavaScript injection via Function nodes
- Infrastructure-agnostic deployment
- Over 400+ modular, open-source integration nodes

The Automation Infrastructure Matrix

	Zapier	Make.com	n8n
Self-Hosting	No	No	Full Docker/K8s support
Custom Code	Limited steps	Limited modules	Native JS & Node SDK
Version Control	No	No	Git-compatible environments
Data Privacy	Vendor Cloud	Vendor Cloud	Complete localized control

Secure Automation Inside Your Own Perimeter



Complete Data Isolation

Run workflows behind your firewall. Workflow data, credentials, and payloads never touch a third-party server.



Regulatory Compliance

Architected to support strict frameworks like HIPAA, GDPR (EU Data Residency), and SOC 2.




Credential Vaulting

Keep API tokens and passwords locked in your environment using external secret managers like HashiCorp Vault.

Anatomy of a Data Flow



Complex Branching and Execution Logic




- **Conditional Splitting (IF Node)**

Route data payloads dynamically based on precise string, boolean, or number matches.



- **Dynamic Expressions**

Replace hardcoded values with JavaScript expressions to evaluate real-time node outputs.

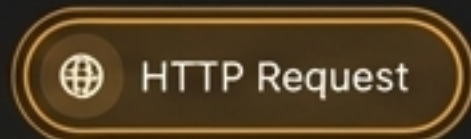


- **Sub-Workflows (Execute Workflow Node)**

Segment complex logic into modular, reusable sub-workflows to prevent canvas clutter and isolate error handling.

Total Developer Extensibility

```
1 curl -X POST https://api.example.com/data \  
2   -H "Authorization: Bearer TOKEN" \  
3   -d '{"key": "value"}'
```



Method	POST
URL	https://api.example.com/data
Headers	{"Authorization": "Bearer TOKEN"}
Body	{"key": "value"}

The HTTP Request Node

Connect to any undocumented API. Handles complex authentication (OAuth2, Header Auth), dynamic headers, and pagination natively.

```
1 const data = input.data.users;  
2  
3 const mappedUsers = data.map(user => ({  
4   id: user.userId,  
5   name: user.fullName,  
6   role: user.access_level.toUpperCase()  
7 }));  
8  
9 return mappedUsers;
```

The Code Node

Drop into native JavaScript or Python. Manipulate arrays, map objects, or execute custom algorithms directly mid-workflow.

Seamlessly import entire cURL commands directly into the HTTP Request node.

Orchestrating Autonomous AI Agents

AI workflows in n8n transition automation from static If-This-Then-That rules to dynamic, reasoning engines.



• The Brain

Connect models via API (GPT-4o, Claude 3.5, Gemini) or run local models via Ollama.



• The Memory

Maintain conversational state across workflow executions.

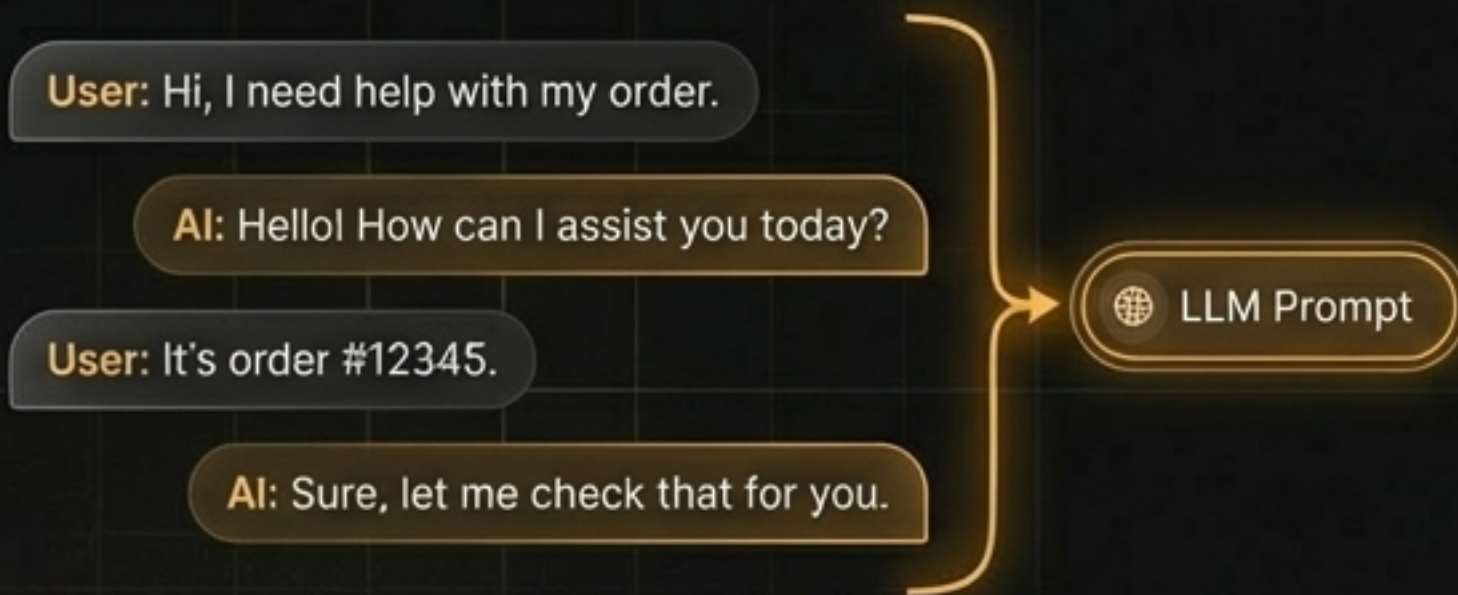


• The Tool Belt

Grant models safe, scoped access to execute actions in external systems.

Context Management: Simple Memory vs. RAG

Simple / Window Memory



- Short-term contextual memory.
- Injects a rolling window of recent chat history directly into the LLM prompt.
- Ideal for multi-turn chat bots and customer support triage.

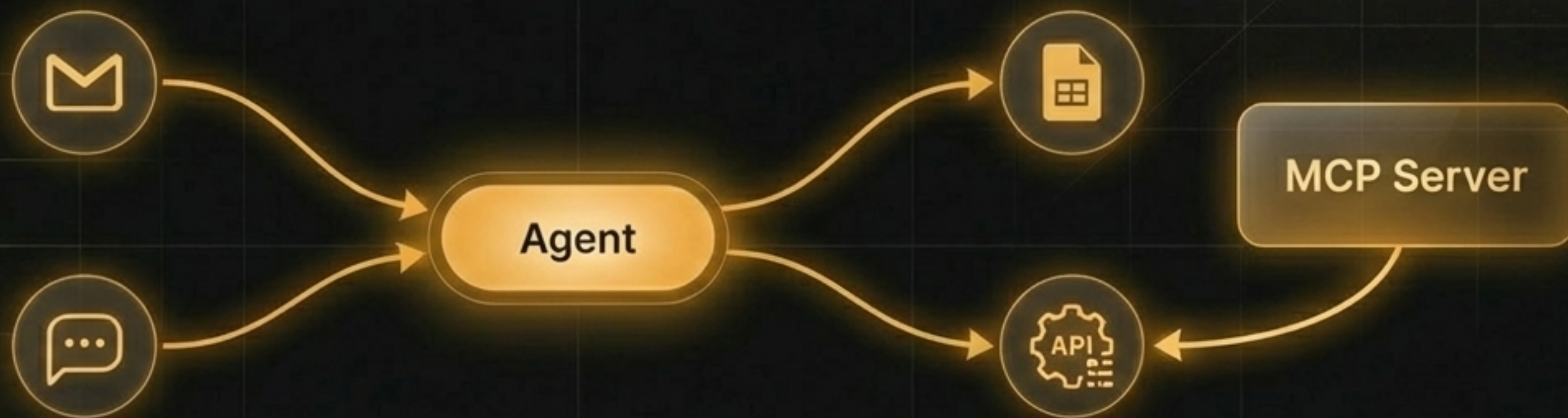
Vector Database / RAG



- Long-term, searchable document memory.
- Embeds enterprise documents into vector stores (Pinecone, Qdrant, PGVector).
- Retrieves only mathematically relevant context to ground LLM answers and prevent hallucinations.

Equipping Agents to Execute

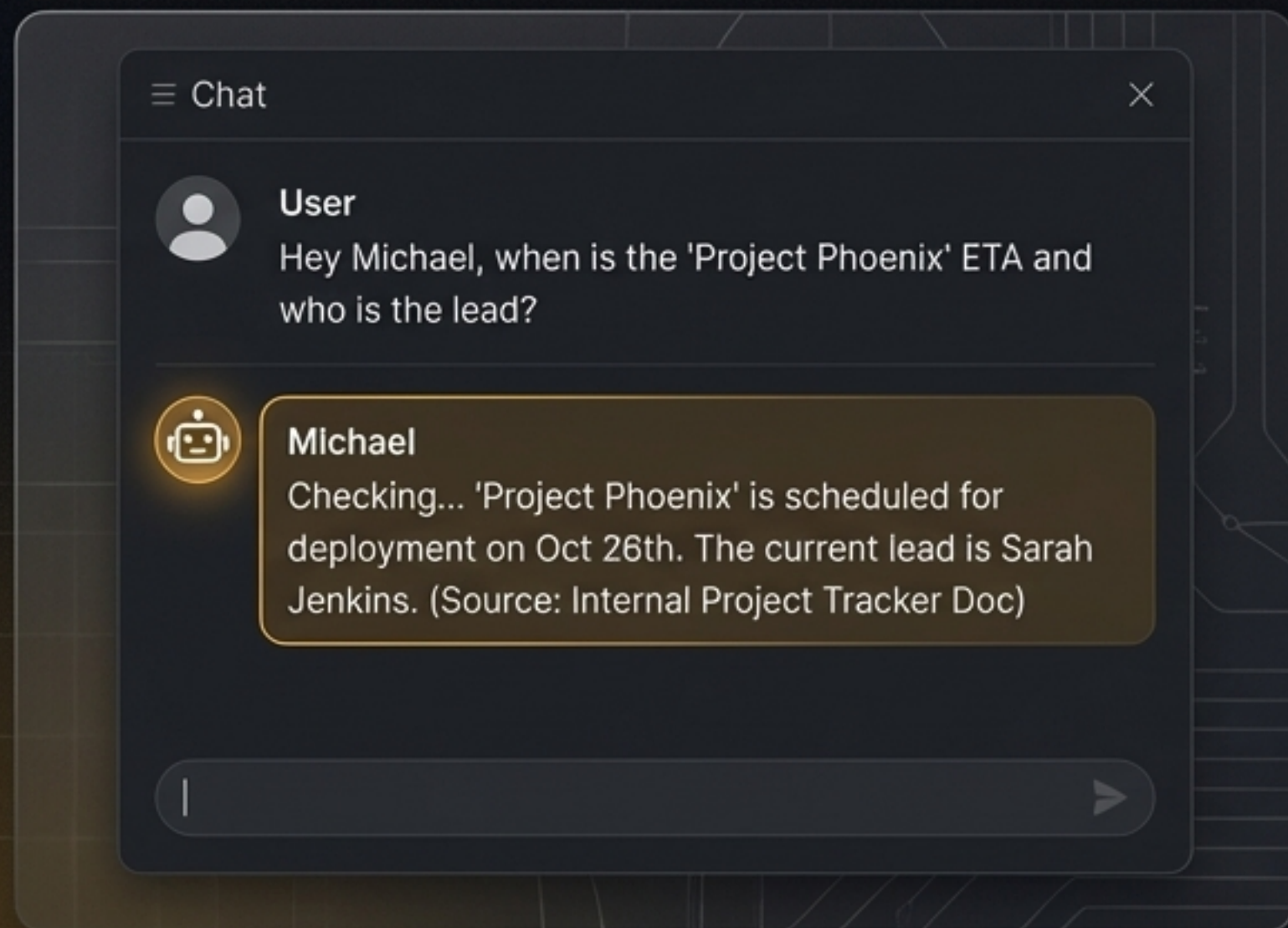
Agents are useless without hands. n8n allows you to attach specific application nodes as Tools.



- **Dynamic Execution:** The LLM autonomously decides if and when to use an attached tool based on user prompts.
- **Custom Code Tools:** Write raw JavaScript functions that act as custom tools for the LLM.
- **MCP Integration:** Natively connect to Model Context Protocol servers to instantly equip agents with standardized, pre-built autonomous toolsets.

Blueprint I: The Autonomous IT Department

Workflow Goal: An AI agent that impersonates a team member in Slack, answering queries based on internal Google Docs and local terminal commands.



The Flow:

- **Trigger:** Slack @mention or specific channel event.
- **Agent:** Claude 3.5 Sonnet equipped with dynamic channel-ID memory.
- **Tools:** Google Docs (RAG for project status) + SSH Node.

Technical Execution: Bridging Cloud and Local

Terminal Command

```
$ claude-code
```


SSH Node

Technical Highlights:

- **Session ID Management:** Dynamic Slack Channel IDs are mapped to the Agent's memory node, ensuring multi-thread conversations remain isolated.
- **The SSH Node Hack:** Instead of just using web APIs, n8n uses the SSH node to securely tunnel into a local Ubuntu server.
- **Local Orchestration:** n8n executes CLI tools like Anthropic's `claude-code` or `gemini-cli` directly on the local machine to interact with local filesystems safely.

Blueprint II: The Daily AI News Researcher

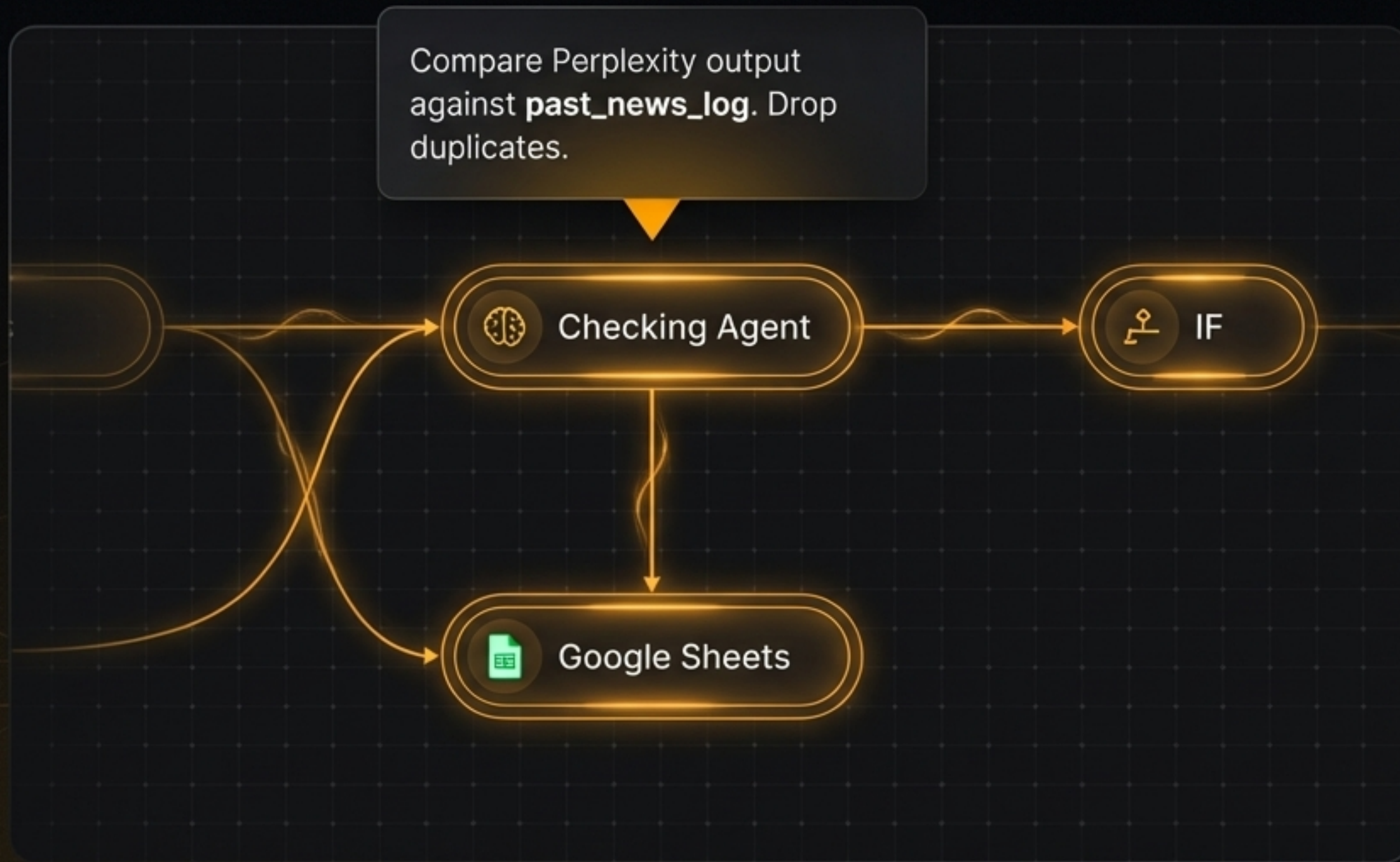
Workflow Goal: Wake up at 9:00 AM, scrape the internet for specific AI model releases, format a digest, and email the team.



The Flow:

- **Trigger:** Scheduled Cron Trigger (9:00 AM daily).
- **Research:** Perplexity AI Node (Sona Pro model) restricted to 24-hour recency.
- **Deduplication:** Cross-reference findings against a Google Sheet log.
- **Delivery:** Gmail node formats and dispatches the HTML digest.

Technical Execution: Intelligent Deduplication



Technical Highlights:

- **Dynamic Date Variables:** Injecting `{{ $now }}` into the Perplexity prompt to prevent LLM date hallucinations.
- **The Checking Agent:** An intermediary GPT-4o node explicitly instructed to compare Perplexity's output against the `past_news_log` Google Sheet.
- **Append Row Action:** Automatically writing today's delivered headlines back into the Google Sheet to continuously update the exclusion log for tomorrow's run.

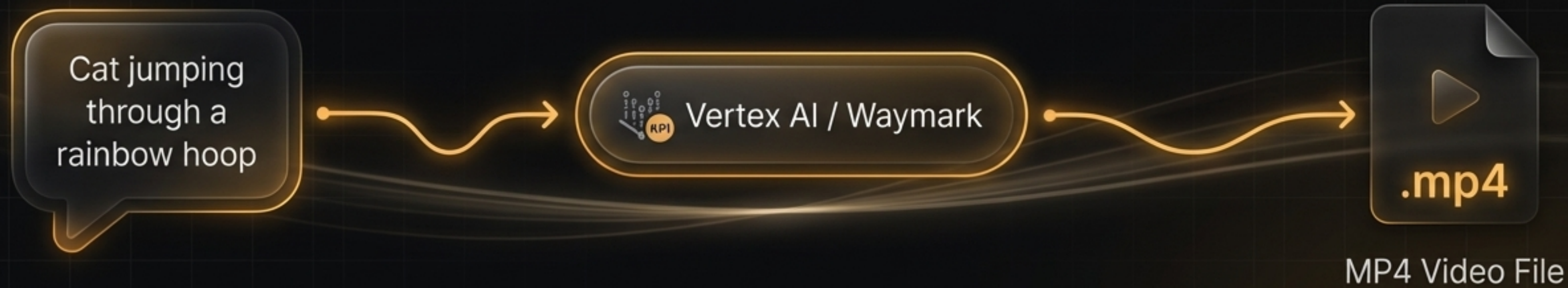
Blueprint III: Multimodal API Orchestration

Workflow Goal:

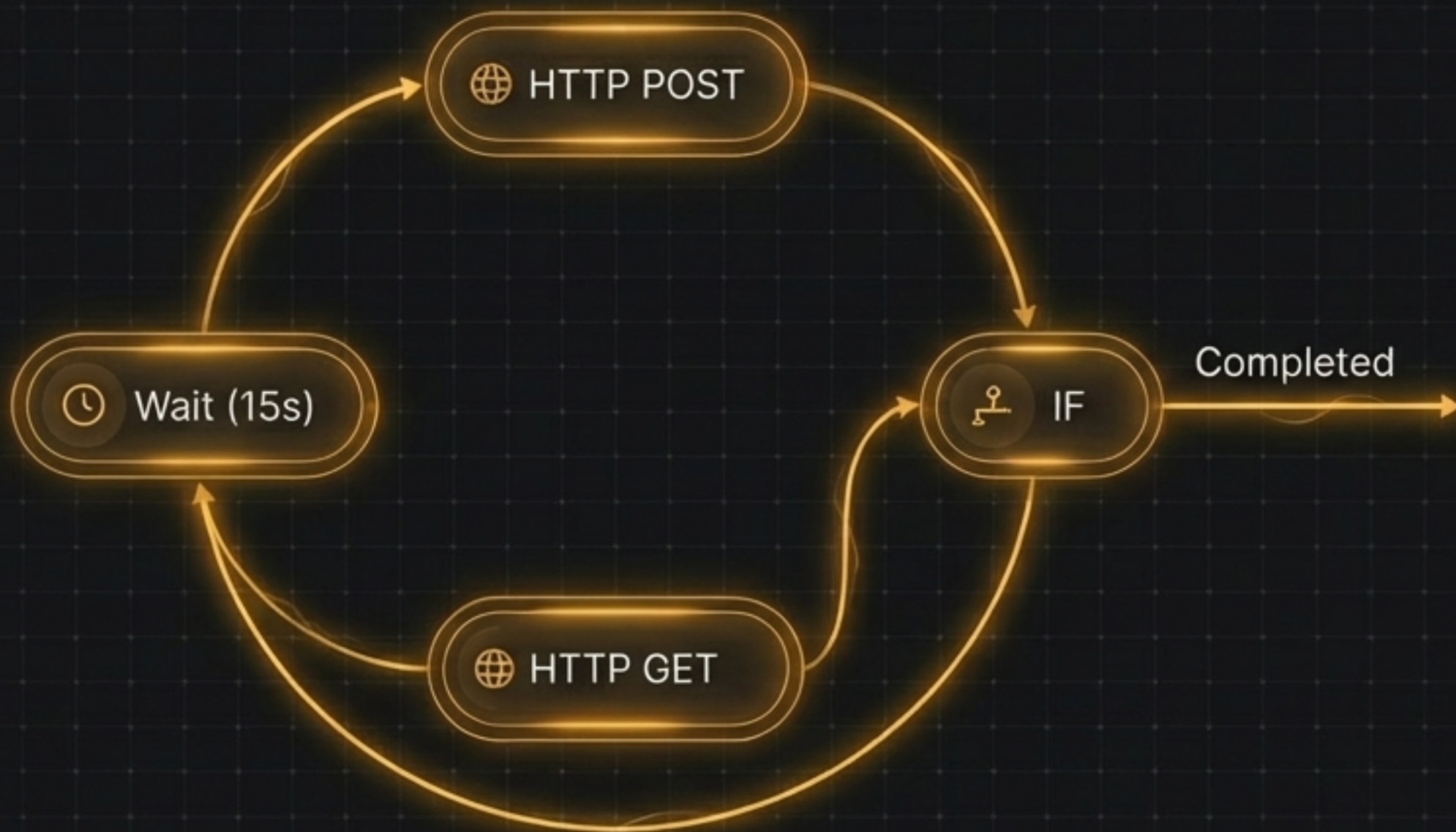
Accept a user prompt via Telegram, generate an optimized video prompt, submit to a video generation API, and return the MP4 file.

The Challenge:

Video generation takes minutes. Standard API calls will timeout and break the workflow.



Technical Execution: The Async Polling Loop



Technical Highlights:

- **Initial Request:** HTTP POST sends the prompt to the video model and retrieves a `request_id`.
- **The Wait Node:** Suspends workflow execution for exactly 15 seconds to prevent rate-limiting.
- **The IF Node Loop:** HTTP GET retrieves the job status. If `status === 'in_progress'`, the IF node routes the workflow back to the Wait node. If completed, it extracts the base64 video file and terminates the loop.

Deployment Architecture: Cloud vs. Local



n8n Cloud

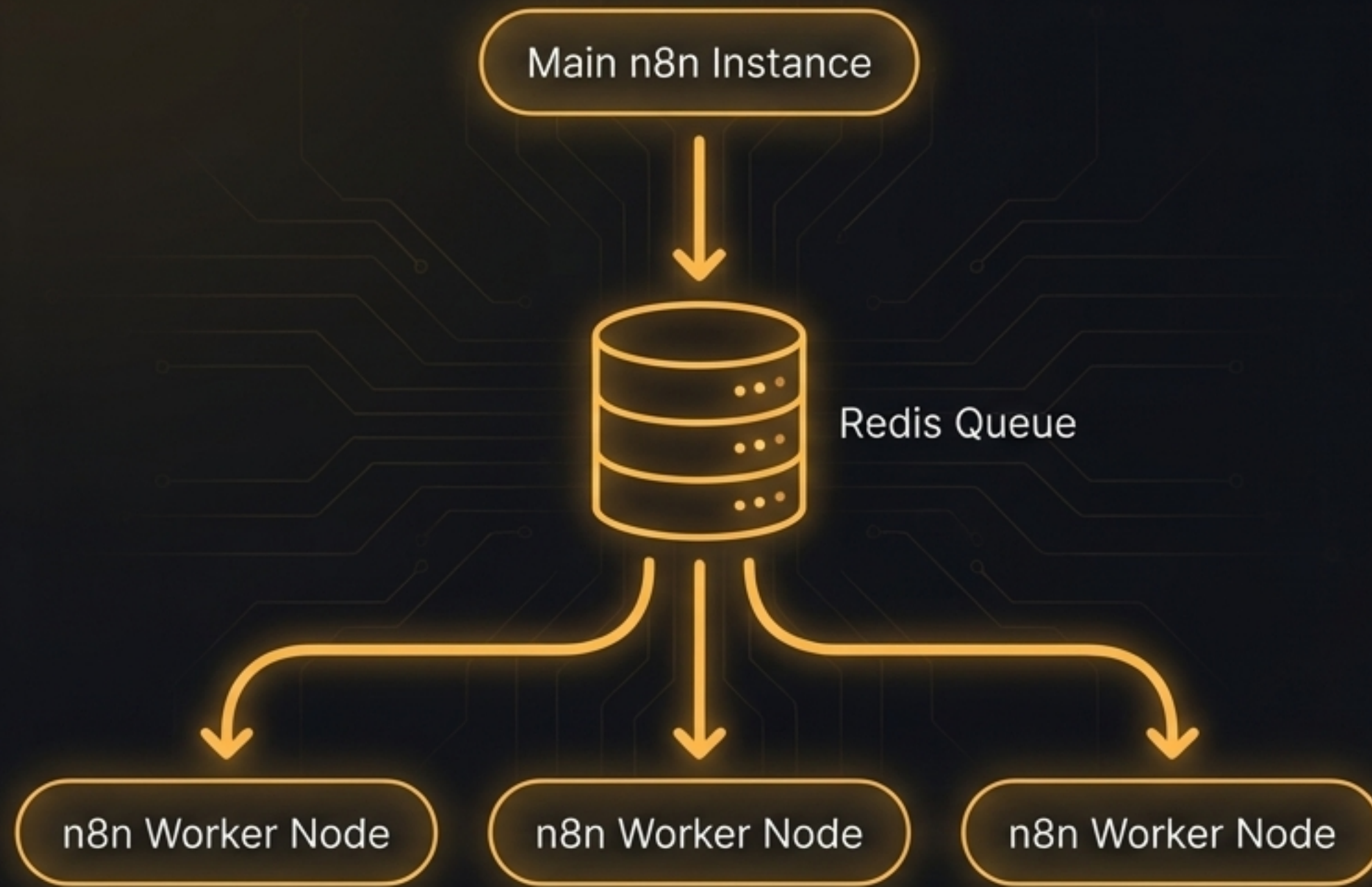
- Managed infrastructure, zero setup.
- Immediate scale, managed database, EU/US hosting.
- Ideal for MVPs and teams without dedicated DevOps.



Self-Hosted (Docker / VPS / AWS)

- Deployed via npm or Docker Compose on Hostinger, DigitalOcean, or AWS EC2.
- Complete control over npm packages, custom binary dependencies, and network isolation.

Scaling for Production Throughput



- **Queue Mode Execution:** For high-volume environments, separate the UI/Trigger engine from the execution engine.
- **Redis Integration:** Use Redis to broker and distribute workflow executions across multiple horizontally scaled worker processes.
- **Optimizing Payloads:** Externalize binary data storage (S3) to keep the operational database lightweight and fast.

The Collaborative Automation Ecosystem



- **Git-Backed Version Control:** Workflows are stored as JSON. Native Git integration allows teams to branch, commit, and PR workflow changes exactly like application code.

- **Environment Management:** Safely push and pull workflows between Development and Production environments.

- **Community Templates:** Leverage the open-source community's marketplace of pre-built, peer-reviewed workflow architectures to accelerate builds.



The Standard for AI-Native Engineering



n8n treats automation as a first-class development concern.
Code-level control, native AI orchestration, and
infrastructure you actually own.

Automate without limits. Build the intelligent enterprise.