The Accountability Era of Enterprise AI

Moving from **vibe-based adoption to ruthless, measurable business value.**

A strategic playbook for C-Suite executives.

NotebookLM

THE SPEND

$644 Billion

Projected enterprise AI investment by 2025.

THE REALITY

95%

The failure rate of generative AI pilots in delivering measurable ROI.

72% of investments are currently destroying value through unmeasured waste.

Organizations are buying AI based on competitive pressure, but lacking the telemetry to prove its financial worth.

NotebookLM

Diagnosing the Vibe-Based Spending Trap

What you are measuring (Vibe-Based)

- Active Users / Monthly Logins
- API Calls
- Employee Satisfaction Scores
- Feature Adoption Rates

What you should be measuring (Value-Based)

- Hours Saved / Labor Cost Reductions
- Cost per Qualified Outcome
- Value-Realization Speed
- Revenue Impact / Error Reduction

NotebookLM

The Value Leakage Pipeline

Adoption Illusion

High login rates masking zero actual productivity improvement.

Proficiency Gap

Tools are available, but users lack the skills to extract advanced value.

Value Decay

Initial pilot wins fade as novelty wears off and processes drift.

Portfolio Chaos

Multiple redundant AI tools deployed with no unified measurement strategy.

Accountability Vacuum

No owner assigned to systematically measure and report ROI.

NotebookLM

The Adoption Illusion vs. Compounding Proficiency

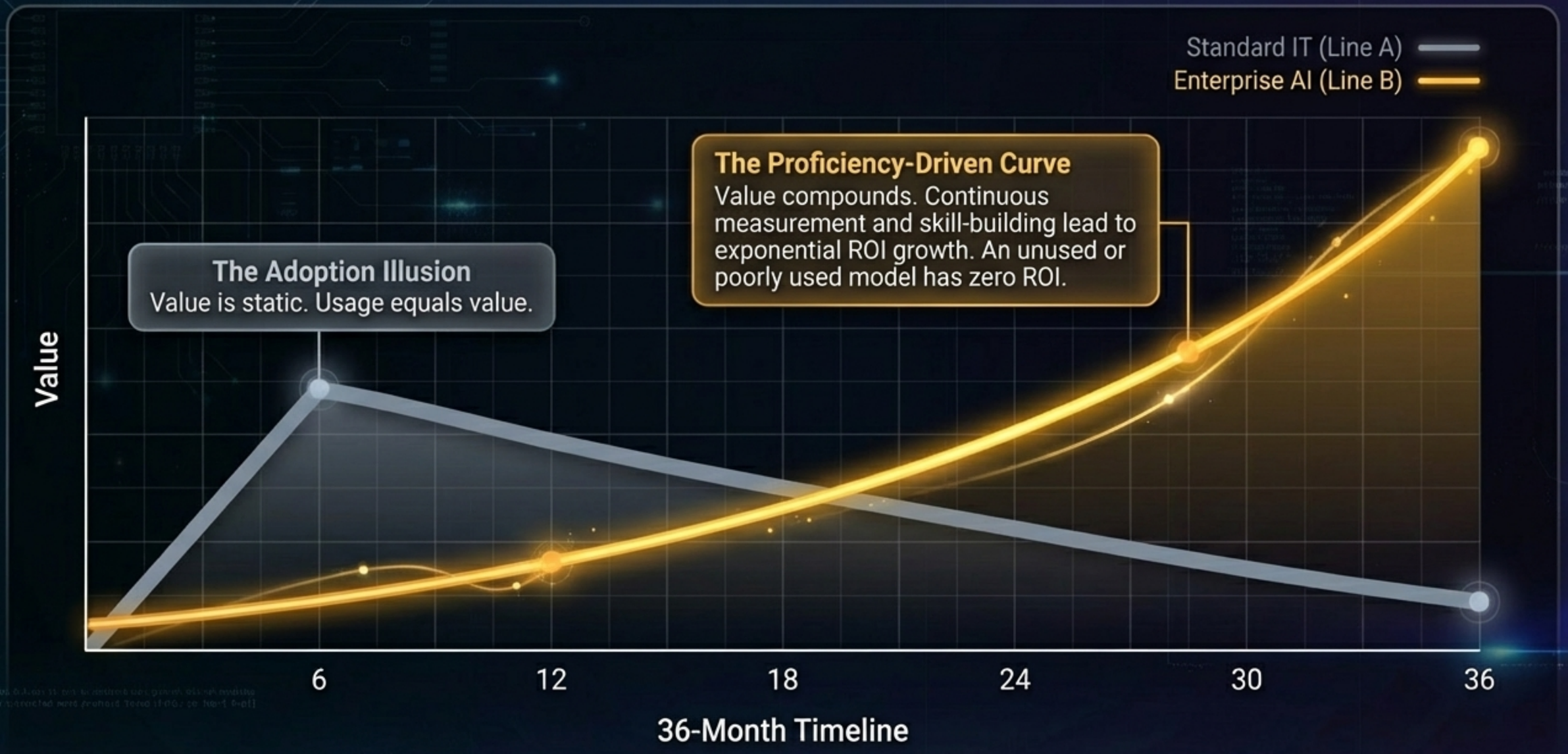

NotebookLM

The Measurement Paradigm Shift

	Traditional IT ROI	Enterprise AI ROI
Outcome Type:	Deterministic & Linear	Probabilistic & Compounding
Payback Period:	12 months	18-36 months
Value Focus:	Static cost reduction	Capability building + compounding efficiency
Economics:	High upfront cost, near-zero marginal cost	Low upfront cost, high variable operational costs

NotebookLM

The Three Tiers of Enterprise AI ROI

Tier 3: Realized ROI (18-36 Months)
Enterprise-scale financial gains. Hard cost reductions, revenue growth, and measurable productivity improvements.

Tier 2: Trending ROI (3-12 Months)
Early proof points. Value-realization speed, process measures, and adoption breadth.

Tier 1: Capability ROI (Ongoing)
Measuring strategic option value. Data infrastructure, team skills, and platform readiness.

NotebookLM

The Dual-Engine Value Accumulator

Left Engine
(Hard ROI)

Right Engine
(Squishy ROI)

Net Business Benefit

Tangible financial impact.
Labor cost reductions, hours saved, error reduction, revenue generated.

Cultural and behavioral shifts.
Employee sentiment, CSAT, adoption velocity, capability acquisition.

The Dynamic: Squishy ROI fuels a virtuous cycle of trust and adoption, acting as the critical leading indicator for Hard ROI realization.

NotebookLM

Calculating True Risk-Adjusted ROI

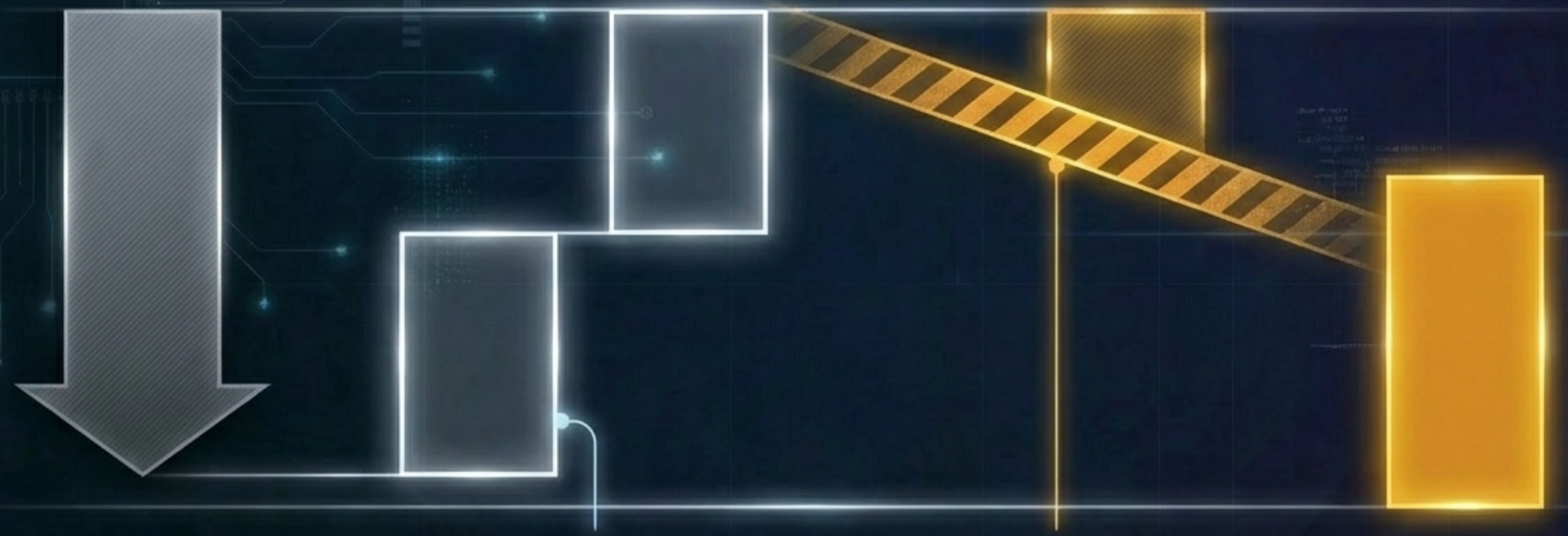

Total Cost of Ownership (TCO)

Operational costs, integration, prompt/retrieval spend, tech debt, vendor fees.

Gross Benefit

Tangible savings + Intangible value creation.

The Reliability Discount

Gross benefits must be discounted by safety signals: hallucination rates, override rates, guardrail interventions, and model drift.

Net Risk-Adjusted ROI

NotebookLM

Impact Chaining: Attributing Blended Performance

NotebookLM

AI Investment Returns: Industry Benchmarks



Note: High ROI correlates directly with high transaction volumes and clear paths to process automation.

NotebookLM

The Measurement Maturity Path

Inconsistent tracking. Anecdotal evidence dominates.

Standardized metrics established. Manual reporting cadence.

Real-time dashboards. Broad coverage correlating usage with business outcomes.

Advanced analytics forecast ROI before investment. Proactive portfolio optimization.

NotebookLM

Multi-Audience Telemetry: Who Sees What

Technical Teams (Daily/Weekly)

Model performance
Accuracy trends
Integration uptime
Drift monitoring

The CFO (Monthly/Quarterly)

Financial ROI
Cost-to-value ratios
Budget variance
Payback period projections

The Board (Quarterly/Annually)

Strategic impact narrative
Portfolio-level returns
Exception handling rates
Audit trail completeness

NotebookLM

The Enterprise AI ROI Engine

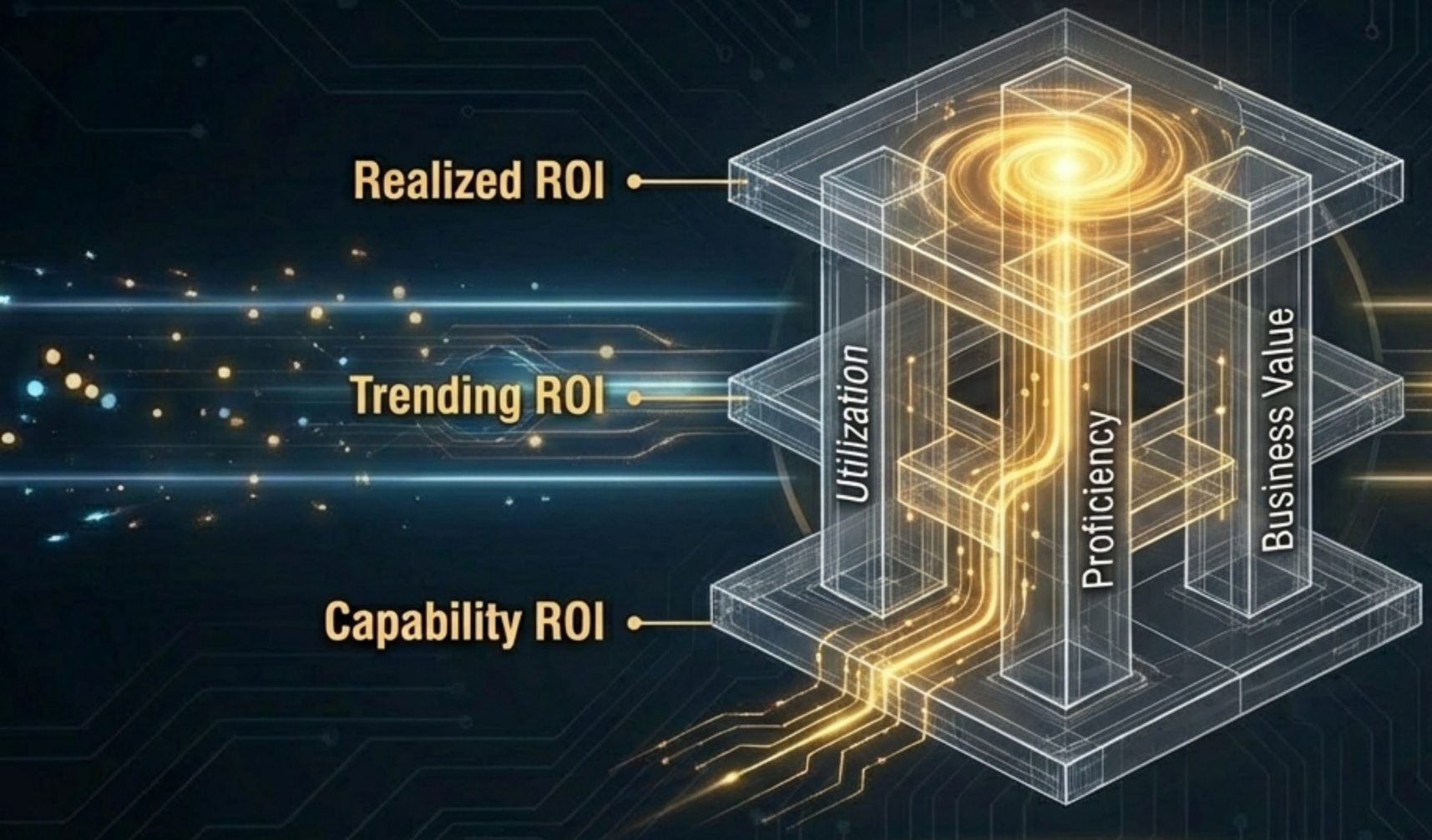

- Foundations power Proficiency.
- Proficiency drives Utilization.
- Sustained Utilization generates Business Value.

Measurement is not a post-launch report; it is the engine that drives continuous compounding returns.

NotebookLM

The Future of AI is Accountability

The era of faith-based AI spending is over.

Executives who prove productivity gains and demonstrate clear value realization will secure continued investment and dominate their markets.

Those stuck with vibe-based metrics face budget cuts, risk exposure, and irrelevance.

Measure outcomes. Prove value. Scale with confidence.

NotebookLM